
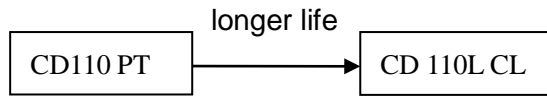


8000h at 85°C

- Load life
- High ripple current

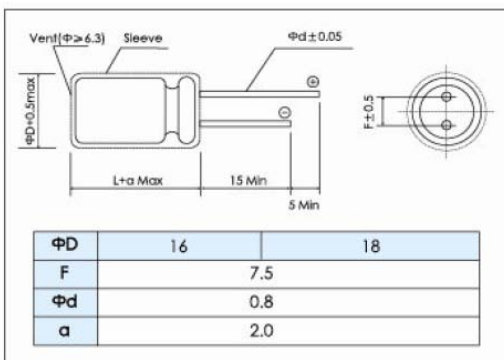


Items	Characteristics								
Operating Temperature Range(°C)	-25 ~ +85								
Voltage Range (V)	420 ~ 500								
Capacitance Range(μF)	47 ~ 150								
Capacitance Tolerance (20°C,120Hz)	± 20%								
Leakage Current (μA)	After 1 minute at 20°C application of rated voltage, leakage current is not more than 0.04CV+100 C: Nominal Capacitance(μF) V: Rated Voltage(V)								
Dissipation Factor (20°C, 120Hz)	<table border="1"> <tr> <td>Wv (V)</td> <td>420</td> <td>450</td> <td>500</td> </tr> <tr> <td>tan δ (max)</td> <td colspan="3">20</td> </tr> </table>	Wv (V)	420	450	500	tan δ (max)	20		
	Wv (V)	420	450	500					
tan δ (max)	20								
Stability at Low Temperature (Impedance Ratio at 120Hz)	<table border="1"> <tr> <td>Wv(V)</td> <td colspan="2">420-500</td> </tr> <tr> <td>Z(-25°C)/ Z(+20°C)</td> <td colspan="2">8</td> </tr> </table>	Wv(V)	420-500		Z(-25°C)/ Z(+20°C)	8			
	Wv(V)	420-500							
Z(-25°C)/ Z(+20°C)	8								

	Useful Life	Load Life	Endurance Test	Shelf Life
Lifetime	10000h	8000h	8000h	1000h
Leakage Current	Not more than specified value	Not more than specified value	Not more than specified value	Not more than specified value
Capacitance Change	Within ±30% of initial value	Within ±20% of initial value	Within ±20% of initial value	Within ±20% of initial value
Dissipation Factor	Not more than 300% of specified value	Not more than 200% of specified value	Not more than 200% of specified value	Not more than 200% of specified value
Condition: Applied Voltage Applied Current Applied Temperature	U _R I _R 85°C	U _R I _R 85°C	U _R I _R = 0 85°C	U _R = 0 I _R = 0 85°C After test: U _R to be applied for 30min>24h before measurement

Dimensions

mm



Frequency coefficient

Frequency	50/60Hz	120Hz	1kHz	10kHz	50kHz	100kHz
Coefficient	0.8	1.0	1.3	1.4	1.9	2.0

Temperature Coefficient

Temperature(°C)	+70	+85
Coefficient	1.35	1

Ratings for CD110L CL Series



CD110L

CL Series

U _R (Surge Voltage) Code	Rated Capacitance	Max. ESR 20°C, 120Hz	Typ ESR 20°C, 120Hz	Rated Ripple Current 85°C, 120Hz	Size ΦD x L	P/N
(v)	(μF)	(Ω)	(Ω)	(mA _{RMS})	(mm)	-
420 (470) 2X	47	5.6	3.9	440	16*31.5	ECR2XCL470M□□160031
	68	3.9	2.7	565	16*36	ECR2XCL680M□□160036
	68	3.9	2.7	565	18*31.5	ECR2XCL680M□□180031
	82	3.2	2.2	630	16*40	ECR2XCL820M□□160040
	82	3.2	2.2	630	18*31.5	ECR2XCL820M□□180031
	100	2.7	1.9	730	16*45	ECR2XCL101M□□160045
	100	2.7	1.9	730	18*36	ECR2XCL101M□□180036
	120	2.2	1.5	850	16*50	ECR2XCL121M□□160050
	120	2.2	1.5	850	18*40	ECR2XCL121M□□180040
	150	1.8	1.3	940	16*60	ECR2XCL151M□□160060
	150	1.8	1.3	940	18*46	ECR2XCL151M□□180046
450 (500) 2W	47	5.6	3.9	440	16*31.5	ECR2WCL470M□□160031
	68	3.9	2.7	565	16*36	ECR2WCL680M□□160036
	68	3.9	2.7	580	18*31.5	ECR2WCL680M□□180031
	82	3.2	2.2	630	16*40	ECR2WCL820M□□160040
	82	3.2	2.2	640	18*31.5	ECR2WCL820M□□180031
	100	2.7	1.9	730	16*45	ECR2WCL101M□□160045
	100	2.7	1.9	750	18*36	ECR2WCL101M□□180036
	120	2.2	1.5	850	16*50	ECR2WCL121M□□160050
	120	2.2	1.5	860	18*40	ECR2WCL121M□□180040
	150	1.8	1.3	940	16*60	ECR2WCL151M□□160060
	150	1.8	1.3	940	18*46	ECR2WCL151M□□180046
500 (550) 2H	47	5.6	3.9	400	16*36	ECR2HCL470M□□160036
	47	5.6	3.9	420	18*31.5	ECR2HCL470M□□180031
	56	4.7	3.3	430	16*36	ECR2HCL560M□□160036
	68	3.9	2.7	520	16*45	ECR2HCL680M□□160045
	68	3.9	2.7	540	18*36	ECR2HCL680M□□180036
	82	3.2	2.2	600	16*55	ECR2HCL820M□□160055
	82	3.2	2.2	610	18*40	ECR2HCL820M□□180040
	100	2.7	1.9	680	16*50	ECR2HCL101M□□160050
	100	2.7	1.9	710	16*60	ECR2HCL101M□□160060
	100	2.7	1.9	720	18*46	ECR2HCL101M□□180046

Customer products are available on request

Lifetime Diagram

