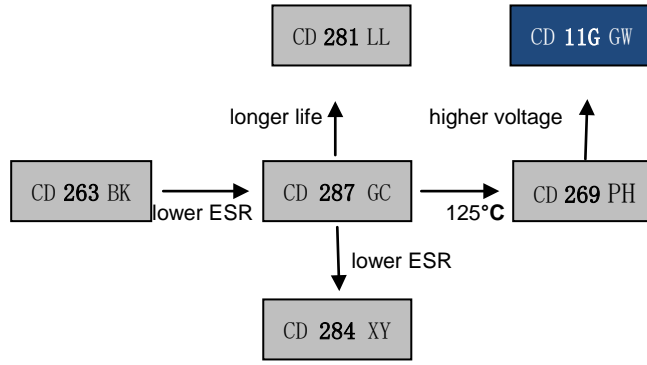


2000h at 125°C

- High Ripple Current at High Temperature
- Suited for ballast and energy-saved lamp application of which high temperature and high reliability are required
- High Reliability

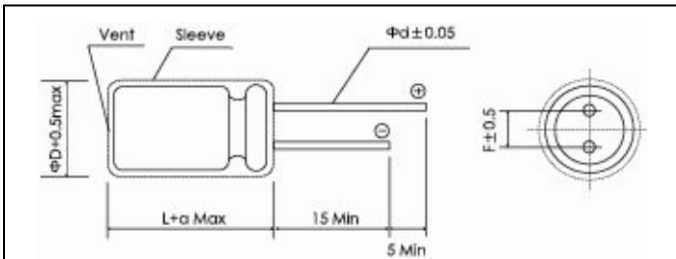


Items	Characteristics						
Operating Temperature Range(°C)	-40 ~ +125			-25 ~ +125			
Voltage Range (V)	160 ~ 250			350 ~ 450			
Capacitance Range(μF)	1 ~ 330						
Capacitance Tolerance (20°C,120Hz)	±20%						
Leakage Current (μA)	After 1 minutes at 20°C application of rated voltage, leakage current is not more than 0.03CV+70 C:Nominal Capacitance(μF) V:Rated Voltage(V)						
Dissipation Factor (20°C, 120Hz)	Rated Voltage(V)	160	200	250	350	400	450
	Tan δ(max)	0.12	0.12	0.12	0.15	0.15	0.15

	Useful Life		Load Life	Endurance Test	Shelf Life
Lifetime	3000h	50000h	2000h	2000h	500h
Leakage Current	Not more than specified value		Not more than specified value	Not more than specified value	Not more than specified value
Capacitance Change	Within ±30% of initial value		Within ±20% of initial value	Within ±20% of initial value	Within ±20% of initial value
Dissipation Factor	Not more than 300% of specified value		Not more than 200% of specified value	Not more than 200% of specified value	Not more than 200% of specified value
Condition: Applied Voltage Applied Current Applied Temperature	U_R I_R 125°C	U_R $1.4 \times I_R$ 75°C	U_R I_R 125°C	U_R $I_R = 0$ 125°C	After test: U_R to be applied for 30min>24h before measurement

Dimensions

mm

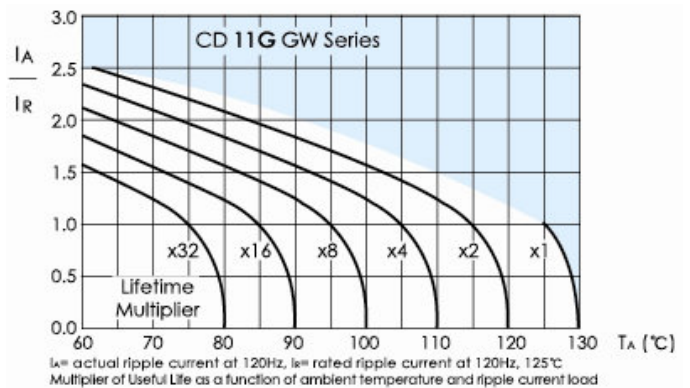


ΦD	10	12.5	16	18
F	5.0		7.5	
Φd	0.6		0.8	
a	2.0			

Frequency Coefficient

Frequency	50/60Hz	120Hz	500Hz	1kHz	≥10kHz
Coefficient	0.80	1.00	1.20	1.30	1.50

Lifetime Diagram



Temperature Coefficient

Temperature(°C)	+85	+105	+125
Coefficient	2.2	1.60	1.00

Ratings for CD 11G GW Series

U _R (Surge Voltage) Code	Rated Capacitance	Max ESR 20°C, 120Hz	Typ ESR 20°C, 120Hz	Rated Ripple Current 125°C, 120Hz	Size Φ D×L	P/N
(v)	(μF)	(Ω)	(Ω)	(mArms)	(mm)	-
160 (200) 2C	6.8	23.4	10.2	45	10x12.5	ECR2CGW6R8M□□100012
	10	15.9	6.9	62	10x16	ECR2CGW100M□□100016
	22	7.2	3.2	101	10x20	ECR2CGW220M□□100020
	33	4.8	2.1	139	12.5x20	ECR2CGW330M□□125020
	47	3.4	1.5	165	12.5x20	ECR2CGW470M□□125020
	100	1.6	0.7	302	16X25	ECR2CGW101M□□160025
	220	0.7	0.31	514	18x31.5	ECR2CGW221M□□180031
	330	0.5	0.21	673	18x36	ECR2CGW331M□□180036
200 (250) 2D	6.8	23.4	11	45	10x12.5	ECR2DGW6R8M□□100012
	10	15.9	7.5	62	10x16	ECR2DGW100M□□100016
	22	7.2	3.5	101	10x20	ECR2DGW220M□□100020
	33	4.8	2.3	139	12.5x20	ECR2DGW330M□□125020
	47	3.4	1.6	165	12.5x20	ECR2DGW470M□□125020
	100	1.6	0.75	302	16x25	ECR2DGW101M□□160025
	220	0.7	0.34	514	18x31.5	ECR2DGW221M□□180031
	330	0.5	0.23	673	18x36	ECR2DGW331M□□180036
250 (300) 2E	2.2	72.4	31	26	10x12.5	ECR2EGW2R2M□□100012
	3.3	48.3	21	31	10x12.5	ECR2EGW3R3M□□100012
	4.7	33.9	14.5	42	10x16	ECR2EGW4R7M□□100016
	6.8	23.4	10	51	10x16	ECR2EGW6R8M□□100016
	10	15.9	7	68	10x20	ECR2EGW100M□□100020
	22	7.2	3.2	113	12.5x20	ECR2EGW220M□□125020
	33	4.8	2.1	153	12.5x25	ECR2EGW330M□□125025
	47	3.4	1.5	207	16x25	ECR2EGW470M□□160025
	100	1.6	0.7	346	18x31.5	ECR2EGW101M□□180031
220	0.7	0.31	550	18x36	ECR2EGW221M□□180036	
350 (400) 2V	2.2	90.5	32	26	10x16	ECR2VGW2R2M□□100016
	3.3	60.3	21	32	10x16	ECR2VGW3R3M□□100016
	4.7	42.3	15	42	10x20	ECR2VGW4R7M□□100020
	5.6	35.5	12.5	46	10x20	ECR2VGW5R6M□□100020
	6.8	29.3	10.5	56	12.5x20	ECR2VGW6R8M□□125020
	10	19.9	7	68	12.5x20	ECR2VGW100M□□125020
	22	9.0	3.2	112	12.5x25	ECR2VGW220M□□125025
	33	6.0	2.1	155	16X25	ECR2VGW330M□□160025
47	4.2	1.5	201	16x31.5	ECR2VGW470M□□160031	

U _R (Surge Voltage) Code	Rated Capacitance	Max ESR 20°C, 120Hz	Typ ESR 20°C, 120Hz	Rated Ripple Current 125°C, 120Hz	Size Φ D×L	P/N
(v)	(μF)	(Ω)	(Ω)	(mArms)	(mm)	-
400 (450) 2G	1.0	199.0	60	16	10x12.5	ECR2GGW010M□□100012
	2.2	90.5	27	26	10x16	ECR2GGW2R2M□□100016
	3.3	60.3	18	32	10x16	ECR2GGW3R3M□□100016
	4.7	42.3	12.8	42	10x20	ECR2GGW4R7M□□100020
	5.6	35.5	10.8	46	10x20	ECR2GGW5R6M□□100020
	6.8	29.3	8.9	56	12.5x20	ECR2GGW6R8M□□125020
	10	19.9	6	68	12.5x20	ECR2GGW100M□□125020
	22	9.0	2.7	112	12.5x25	ECR2GGW220M□□125025
	33	6.0	1.8	155	16x25	ECR2GGW330M□□160025
	47	4.2	1.3	201	16x31.5	ECR2GGW470M□□160031
450 (500) 2W	1.0	199.0	60	16	10x12.5	ECR2WGW010M□□100012
	2.2	90.5	27	26	10x16	ECR2WGW2R2M□□100016
	3.3	60.3	18	32	10x16	ECR2WGW3R3M□□100016
	4.7	42.3	12.8	42	10x20	ECR2WGW4R7M□□100020
	5.6	35.5	10.8	51	12.5x20	ECR2WGW5R6M□□125020
	6.8	29.3	8.9	56	12.5x20	ECR2WGW6R8M□□125020
	10	19.9	6	75	12.5x25	ECR2WGW100M□□125025
	22	9.0	2.7	127	16X25	ECR2WGW220M□□160025
	33	6.0	1.8	168	16x31.5	ECR2WGW330M□□160031
47	4.2	1.3	212	18x31.5	ECR2WGW470M□□180031	

Customer products are available on request.

Typical Curves

